


Inserta Products, Inc.

LOCKSTACK™ D03 RETAINING SYSTEM

INSERTA® ILR Lockstack™ D03 Retaining System includes four stacking fasteners and an isolation retainer. The stacking fasteners are available in various lengths for use with a variety of D03 sandwich module combinations. This system eliminates the significant labor involved with the use of threaded rods.



The isolation retainer contains a nylon insert in each stacking fastener bore. These are deformed around the 12-pointed hex of each stacking fastener as the screws of the directional control valve or other component(s) above are tightened. The interface between the stacking fastener head and the insert provides a significant holding torque to the stacking fasteners as long as the isolation retainer is in place. This enables removal of the directional control valve or other components above while minimizing the possibility of the stacking fasteners loosening.

The isolation retainer may be easily removed via slots on its underside to allow access to the stacking fastener heads.

ORDERING INFORMATION

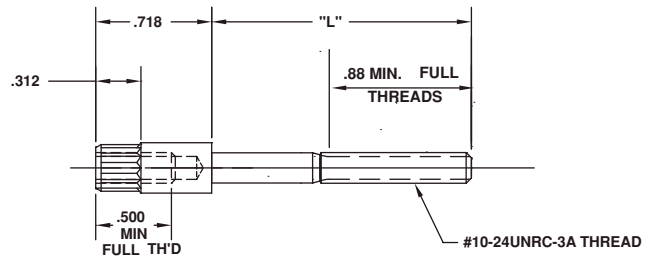
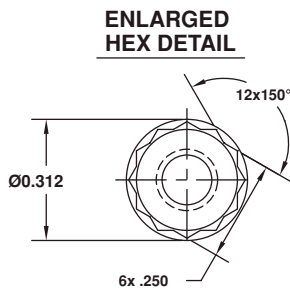
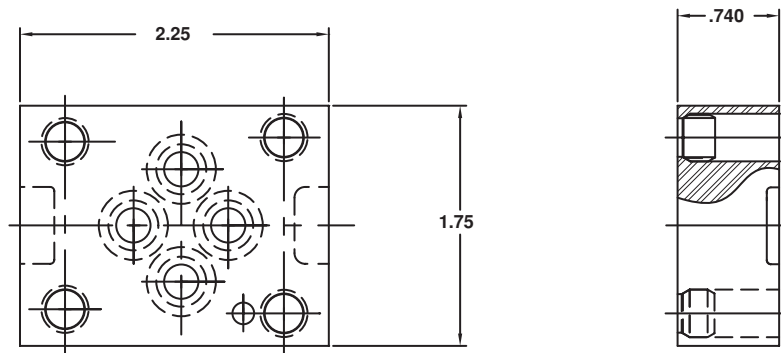
ILR - A - D03 - S - 4 010 - 24 - 1.75 - N

<p>INSERTA® LOCKSTACK™ RETAINING SYSTEM</p> <p>DESIGN CODE</p> <p>RETAINER NFPA PATTERN</p> <p>RETAINER MATERIAL S-STEEL</p>	<p>FASTENER NOMINAL LENGTH "L" (INCHES)</p> <table border="0" style="width: 100%;"> <tr><td>1.50</td><td>3.00</td><td>4.50</td></tr> <tr><td>1.75</td><td>3.25</td><td>4.75</td></tr> <tr><td>2.00</td><td>3.50</td><td>5.00</td></tr> <tr><td>2.25</td><td>3.75</td><td>5.25</td></tr> <tr><td>2.50</td><td>4.00</td><td>5.50</td></tr> <tr><td>2.75</td><td>4.25</td><td></td></tr> </table> <p>FASTENER THREAD #10-24</p> <p>FASTENER QUANTITY</p>	1.50	3.00	4.50	1.75	3.25	4.75	2.00	3.50	5.00	2.25	3.75	5.25	2.50	4.00	5.50	2.75	4.25		<p>SEAL COMPOUND N = BUNA N V = VITON</p>
1.50	3.00	4.50																		
1.75	3.25	4.75																		
2.00	3.50	5.00																		
2.25	3.75	5.25																		
2.50	4.00	5.50																		
2.75	4.25																			

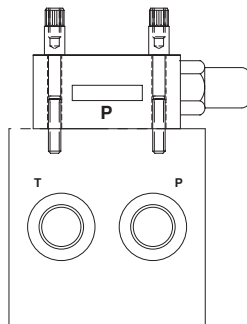
Inserta Products, Inc.
Blue Bell, Pa. 19422

**LOCKSTACK™ D03
RETAINING SYSTEM**

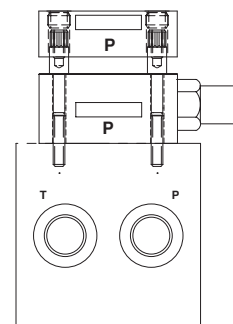
Inserta Products, Inc.



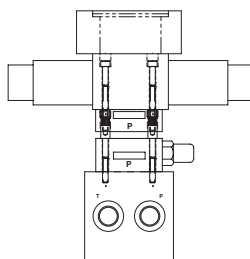
To Assemble:



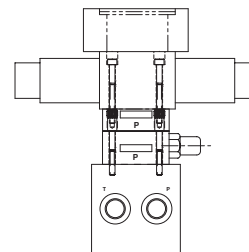
Step 1: Use **INSERTA® Lockstack™** Fasteners to secure sandwich component(s).



Step 2: Rest the Isolation Retainer on the **INSERTA® Lockstack™** Fasteners.



Step 3: Place the Directional Control Valve or other component(s) above the Isolation Retainer. Engage the screws into the heads of the **INSERTA® Lockstack™** Fasteners.



Step 4: Partially tighten the screws in a sequential pattern until the bottom of the Isolation Retainer is flush with the top of the superior sandwich component. Fully torque the screws.

Inserta Products, Inc.
Blue Bell, Pa. 19422

LOCKSTACK™ D03
RETAINING SYSTEM