

Inserta Products, Inc.

CHECK CARRIER THREAD-IN TYPE

INSERTA® ICC Check Valve Carriers, Thread-in Type, provide a convenient and effective way to install an INSERTA® ICS Slip-In Type Check Valves, in a hydraulic system that uses SAE threaded ports.

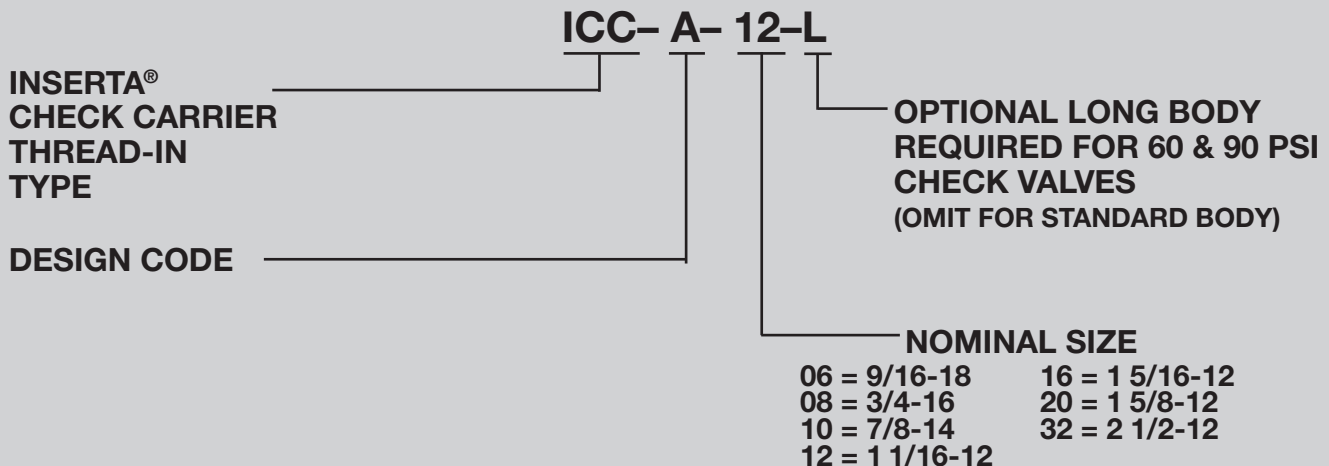
The INSERTA® ICS Check Valve, Slip-In Type should be ordered separately. These Check Valves are also available with a fixed restrictive orifice for Flow Control Options.

The INSERTA® ICS Check Valves, Slip-In Type can be installed in the INSERTA® Check Valve Carrier with the free flow in either direction.

INSERTA® ICC Check Valve Carriers are all steel construction.



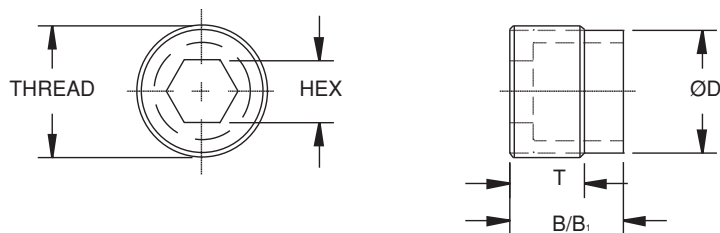
ORDERING INFORMATION



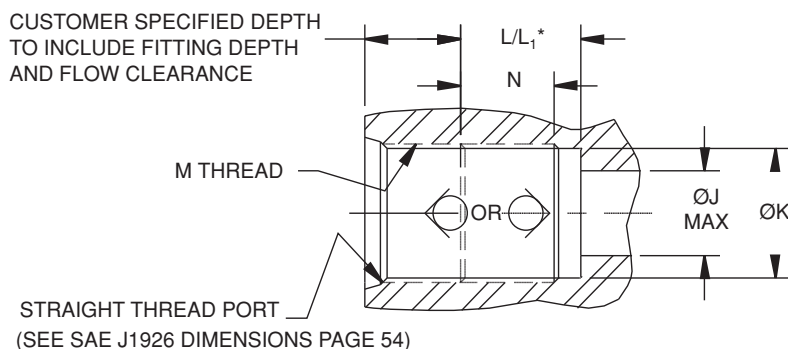
Inserta Products, Inc.
Blue Bell, Pa. 19422

CHECK CARRIER
THREAD-IN
TYPE





CARRIER TYPE	VALVE SIZE	D DIA.	B	B₁*	T	THREAD SIZE UNRF/UNR-2A	HEX SIZE
ICC-A-06	02	.494	.688	.884	.44	9/16-18	5/32
ICC-A-08	04	.673	.750	1.025	.50	3/4-16	7/32
ICC-A-10	06	.787	.875	1.072	.56	7/8-14	5/16
ICC-A-12	08	.963	.984	1.142	.69	1 1/16-12	7/16
ICC-A-16	12	1.210	1.142	1.456	.75	1 5/16-12	5/8
ICC-A-20	16	1.535	1.366	1.800	.88	1 5/8-12	3/4
ICC-A-32	24	2.391	2.392	2.886	1.63	2 1/2-12	1 1/4



MACHINED CAVITY DIMENSIONS								TIGHTENING TORQUE (ft-lbs)
CARRIER TYPE	VALVE SIZE	J DIA. MAX.	K DIA. +.000 -0.005	L ±.010	L₁* ±.010	N ±.03	M THREAD SIZE UNF/UN-2B	
ICC-A-06	02	.157	.508	.688	.884	.53	9/16-18	6-8
ICC-A-08	04	.236	.689	.750	1.025	.59	3/4-16	12-16
ICC-A-10	06	.315	.804	.875	1.072	.66	7/8-14	26-30
ICC-A-12	08	.433	.978	.984	1.142	.78	1 1/16-12	55-60
ICC-A-16	12	.591	1.228	1.142	1.456	.88	1 5/16-12	115-120
ICC-A-20	16	.787	1.541	1.366	1.800	1.00	1 5/8-12	180-185
ICC-A-32	24	1.250	2.416	2.392	2.886	1.75	2 1/2-12	325-335

CRACKING PRESSURE:
 *60 PSI & 90 PSI, OPTIONAL WITH LONGER CHECK VALVE.
 (FOR OTHER DETAILS, REFER TO INSERTA™ ICS CHECK VALVE ON PAGES 8 & 9).

Inserta Products, Inc.
 Blue Bell, Pa. 19422

**CHECK CARRIER
 THREAD-IN
 TYPE**

